

CONgenital CORvitia

Project group

B.J.M. Mulder, *AMC Amsterdam*
 E.T. van der Velde, *LUMC Leiden*
 H.D.M. Murk-Jansen, *ICIN*
 J.W.J. Vriend, *ICIN*
 J. Kuiper, *ICIN*
 W. Hoekstra, *ICIN*
 C.J.M. Engelfriet, *ICIN*
 I. Harms, *ICIN*



Steering committee

B.J.M. Mulder, chairman, *ICIN*
 E.T. van der Velde, *LUMC Leiden*
 E.C.M. Mariman, *AZM Maastricht*
 J.E. Speksnijder, *Netherlands Heart Foundation*
 F.J. Meijboom, *EMC Rotterdam*
 H.W. Vliegen, *LUMC Leiden*
 G. Veen, *VUMC Amsterdam*
 P.G. Pieper, *AZG Groningen*
 H.W.M. Plokker, *UMCU Utrecht*
 A. van Dijk, *UMC St. Radboud Nijmegen*
 O. Daniëls, *UMC St. Radboud Nijmegen*
 J.L.M. Stappers, *AZM Maastricht*
 J.G.P. Tijssen, *AMC Amsterdam*

Inclusion results - 3 november 2003

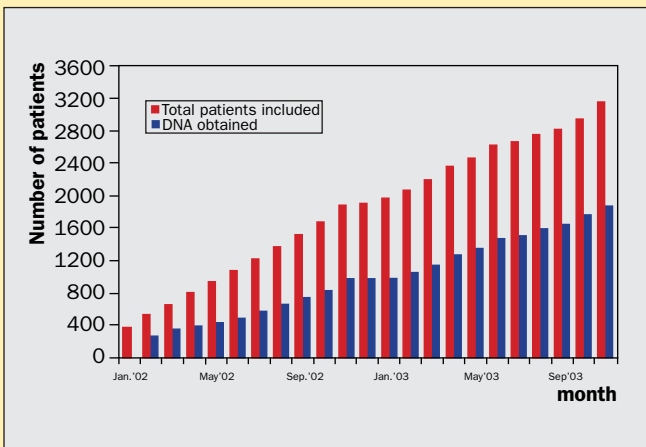


Figure 1. Progress of inclusion.

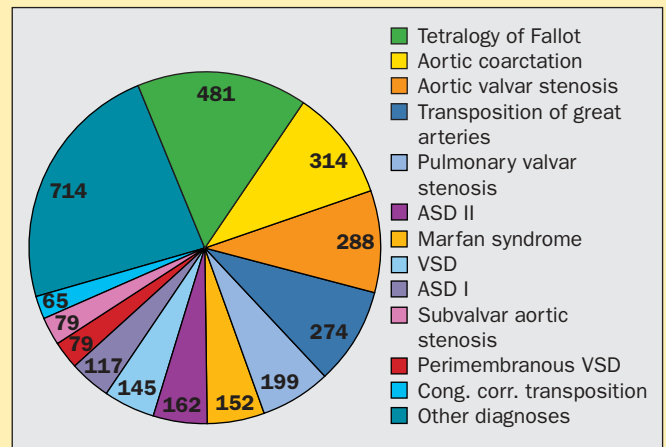


Figure 2. Most frequent main diagnoses.

Table 1. Patients with specific main diagnoses and number of interventions.

| | n | 1x (%) | 2x (%) | 3x (%) | >3x (%) | Total (%) |
|---------------------------------|-----|----------|----------|---------|---------|-----------|
| Tetralogy of Fallot | 481 | 197 (41) | 127 (26) | 81 (17) | 70 (15) | 475 (99) |
| Aortic coarctation | 314 | 180 (37) | 66 (14) | 31 (6) | 27 (6) | 304 (97) |
| Aortic valvar stenosis | 288 | 100 (21) | 41 (9) | 31 (6) | 13 (3) | 185 (64) |
| Transposition of great arteries | 274 | 75 (16) | 87 (18) | 51 (11) | 61 (13) | 274 (100) |
| Pulmonary valvar stenosis | 199 | 103 (21) | 32 (7) | 7 (1) | 5 (1) | 147 (74) |

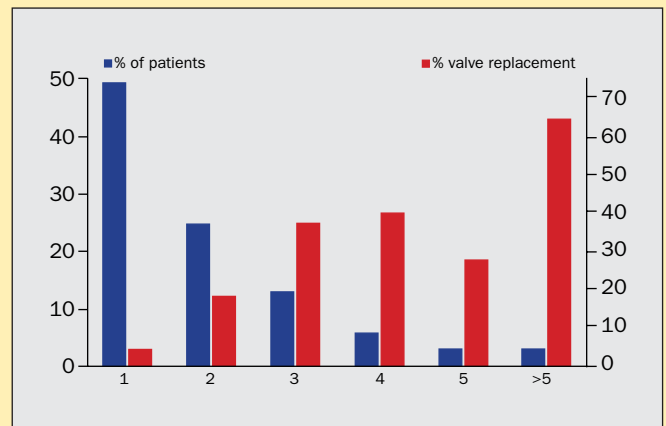


Figure 3. Number of interventions; 2356 of 3149 patients (74.8%) underwent one or more interventions.