

CONgenital CORvitia

Project group

B.J.M. Mulder, *AMC Amsterdam*
 E.T. van der Velde, *LUMC Leiden*
 H.D.M. Murk-Jansen, *ICIN*
 J.W.J. Vriend, *ICIN*
 J. Kuiper, *ICIN*
 W. Hoekstra, *ICIN*
 C.J.M. Engelfriet, *ICIN*
 I. Harms, *ICIN*



Steering committee

B.J.M. Mulder, chairman, *ICIN*
 E.T. van der Velde, *LUMC Leiden*
 E.C.M. Mariman, *AZM Maastricht*
 J.E. Speksnijder, *Netherlands Heart Foundation*
 F.J. Meijboom, *EMC Rotterdam*
 H.W. Vliegen, *LUMC Leiden*
 G. Veen, *VUMC Amsterdam*
 P.G. Pieper, *AZG Groningen*
 H.W.M. Plokker, *UMCU Utrecht*
 A. van Dijk, *UMC St. Radboud Nijmegen*
 O. Daniëls, *UMC St. Radboud Nijmegen*
 J.L.M. Stappers, *AZM Maastricht*
 J.G.P. Tijssen, *AMC Amsterdam*

Inclusion results - 3 November 2003

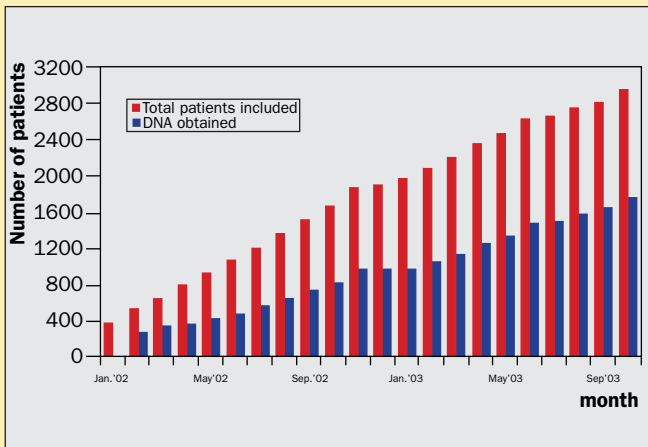


Figure 1. Number of patients included.

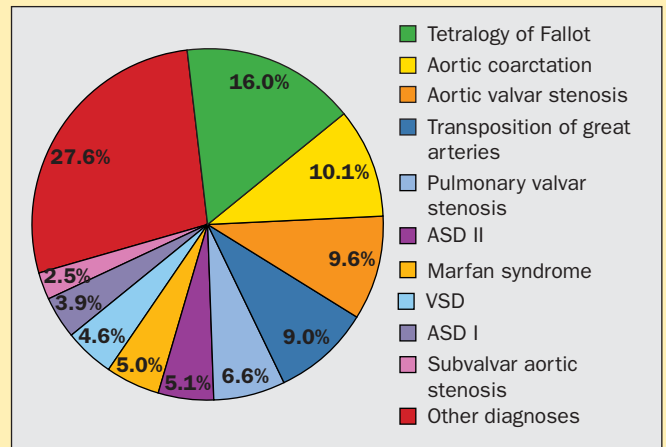


Figure 2. Most frequent main diagnoses.

Table 1. Specific events in 277 ASD patients (all); non-operated versus operated patients.

	Non-operated	Operated
Total number of patients	73	121
Supraventricular arrhythmia	14	46
Pacemaker	0	17
CVA/TIA	5	5
Pulmonary hypertension	7	4

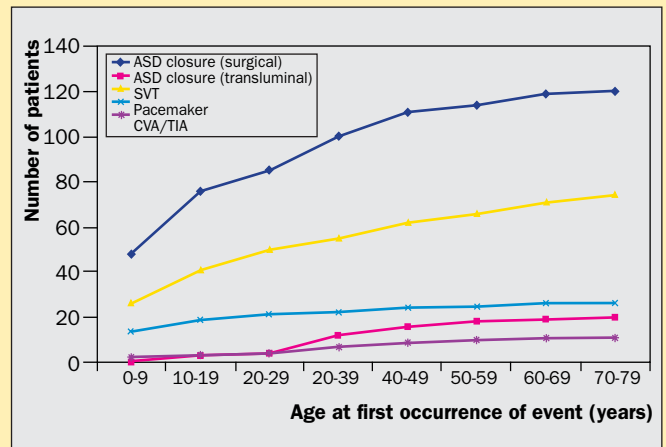


Figure 3. Events in ASD patients versus age.