

CONgenital CORvitia

Project group

B.J.M. Mulder, *AMC Amsterdam*
 E.T. van der Velde, *LUMC Leiden*
 E. Theeuwes, *ICIN*
 H.D.M. Murk-Jansen, *ICIN*
 J.W.J. Vriend, *ICIN*
 J. Kuiper, *ICIN*
 W. Hoekstra, *ICIN*



Steering committee

B.J.M. Mulder, chairman, *ICIN*
 E.T. van der Velde, *LUMC Leiden*
 E.C.M. Mariman, *AZM Maastricht*
 J.E. Speksnijder, *Netherlands Heart Foundation*
 F.J. Meijboom, *EMC Rotterdam*
 H.W. Vliegen, *LUMC Leiden*
 G. Veen, *VUMC Amsterdam*
 P.G. Pieper, *AZG Groningen*
 H.W.M. Plokker, *UMCU Utrecht*
 A. van Dijk, *UMC St. Radboud Nijmegen*
 O. Daniëls, *UMC St. Radboud Nijmegen*
 J.L.M. Stappers, *AZM Maastricht*
 J.G.P. Tijssen, *AMC Amsterdam*

Inclusion results - 5 juni 2003

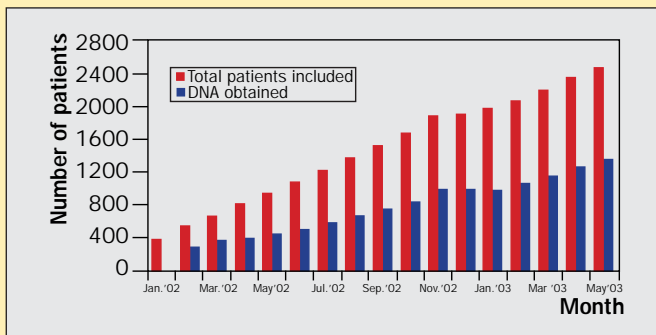


Figure 1. Number of patients included.

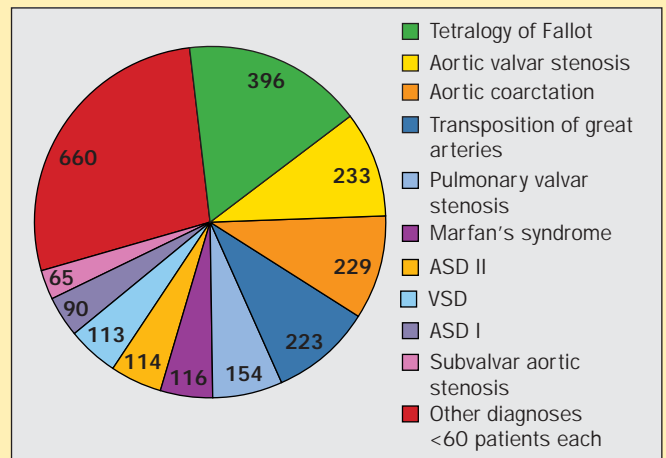


Figure 2. Most frequent main diagnoses

Table 1. 230 interventions in 135 patients with Aortic Valvar Stenosis.

Type of intervention	Number of patients Total	Type of first intervention, per period		
		1964-1983	1984-1993	1994-2003
Valvulotomy				
Surgical	61	37	18	2
Balloon	36	0	10	6
Valvoplasty	6	1	0	1
Valve replacement				
Mechanical	29	2	4	8
Ross	42	0	2	19
Homograft	15	0	4	6
Bioprothesis	14	2	0	3
Not specified	4	0	3	1
Aortic root replacement	17	0	0	6
Total	230	42	41	52

Notes: No patients under 18 years have been included yet.

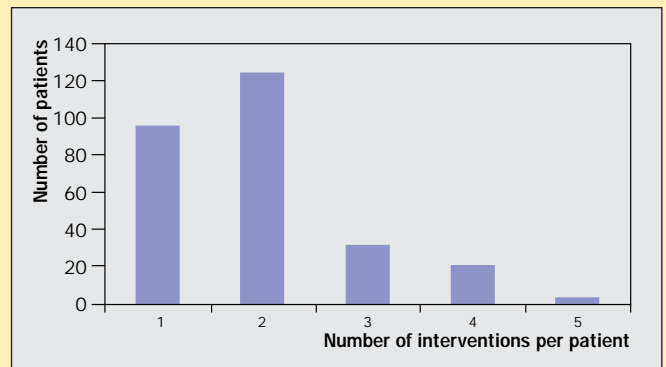


Figure 3. Number of interventions in aortic valvar stenosis patients.