


# CONgenital CORvitia

## Project group

B.J.M. Mulder, *AMC Amsterdam*  
 E.T. van der Velde, *LUMC Leiden*  
 E. Theeuwes, *ICIN*  
 H.D.M. Murk-Jansen, *ICIN*  
 J.W.J. Vriend, *ICIN*



## Steering committee

B.J.M. Mulder, chairman, *ICIN*  
 E.T. van der Velde, *LUMC Leiden*  
 E.C.M. Mariman, *AZM Maastricht*  
 J.E. Speksnijder, *Dutch Heart Foundation*  
 F.J. Meijboom, *EMC Rotterdam*  
 H.W. Vliegen, *LUMC Leiden*  
 G. Veen, *VUMC Amsterdam*  
 P.G. Pieper, *AZG Groningen*  
 J.H. Kirkels, *UMCU Utrecht*  
 A. van Dijk, *UMC St. Radboud Nijmegen*  
 O. Daniëls, *UMC St. Radboud Nijmegen*  
 J.L.M. Stappers, *AZM Maastricht*  
 J.G.P. Tijssen, *AMC Amsterdam*

## Inclusion results -

?????

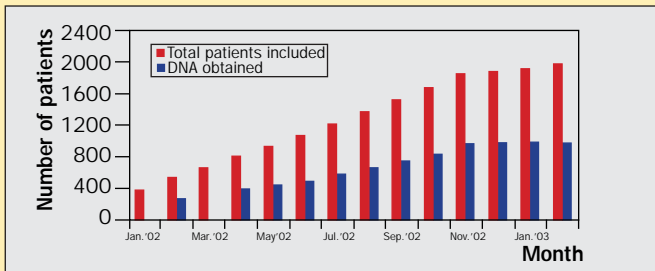


Figure 1. Number of patients included.

Table 1. Late complications in CONCOR patients and main diagnoses.

| Main diagnosis                           | Number of patients | Percentage* |
|--|--------------------|-------------|
| <b>Endocarditis</b>                      |                    |             |
| Tetralogy of Fallot                      | 16                 | 4.8         |
| VSD                                      | 9                  | 9.5         |
| AVSD                                     | 5                  | 17.9        |
| Functionally univentricular heart        | 5                  | 13.5        |
| <b>CVA/TIA</b>                           |                    |             |
| Tetralogy of Fallot                      | 5                  | 1.5         |
| Aortic coarctation                       | 4                  | 2.1         |
| Aortic valvar stenosis                   | 3                  | 1.5         |
| Marfan syndrome                          | 3                  | 2.7         |
| <b>Arrhythmia</b>                        |                    |             |
| Tetralogy of Fallot                      | 104                | 31.0        |
| Complete transposition of great arteries | 89                 | 43.4        |
| ASD II                                   | 23                 | 29.1        |
| Functionally univentricular heart        | 22                 | 59.5        |
| <b>Hypertension</b>                      |                    |             |
| Aortic coarctation                       | 40                 | 21.4        |
| ASD II                                   | 10                 | 12.7        |
| Aortic valvar stenosis                   | 8                  | 4.1         |
| Ebstein                                  | 4                  | 9.8         |
| <b>Aneurysma/dissection</b>              |                    |             |
| Marfan syndrome                          | 13                 | 11.8        |
| Aortic coarctation                       | 4                  | 2.1         |
| Aortic regurgitation                     | 2                  | 6.1         |
| Aortic valvar stenosis                   | 2                  | 1.0         |

\* Percentage is the occurrence of this complication with patients with the specific main diagnosis

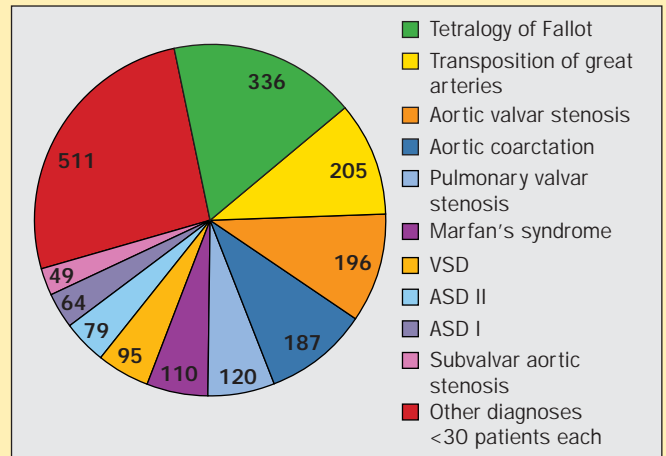


Figure 2. Most frequent main diagnoses.

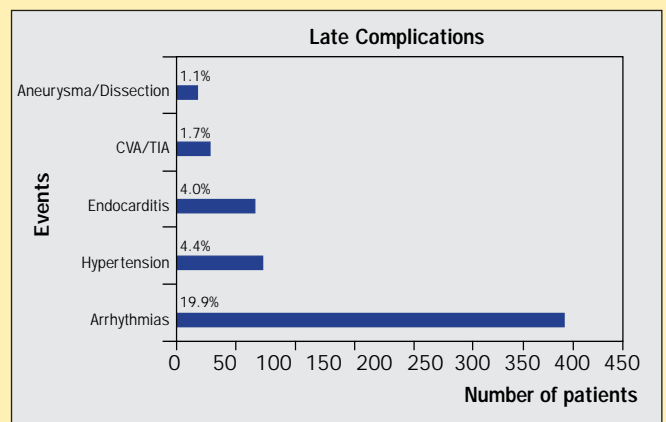


Figure 3.