


# CONgenital CORvitia

## Project group

B.J.M. Mulder, *AMC Amsterdam*  
 E.T. van der Velde, *LUMC Leiden*  
 E.Theeuwes, *ICIN*  
 H.D.M. Murk-Jansen, *ICIN*  
 J.W.J. Vriend, *ICIN*



## Steering committee

B.J.M. Mulder, chairman, *ICIN*  
 E.T. van der Velde, *LUMC Leiden*  
 E.C.M. Mariman, *AZM Maastricht*  
 J.E. Speksnijder, *Netherlands Heart Foundation*  
 F.J. Meijboom, *EMC Rotterdam*  
 H.W. Vliegen, *LUMC Leiden*  
 G. Veen, *VUMC Amsterdam*  
 P.G. Pieper, *AZG Groningen*  
 N. Sreeram, *UMCU Utrecht*  
 A. van Dijk, *UMC St. Radboud Nijmegen*  
 J.L.M. Stappers, *AZM Maastricht*  
 J.G.P. Tijssen, *AMC Amsterdam*

## Inclusion results - 21 November 2002

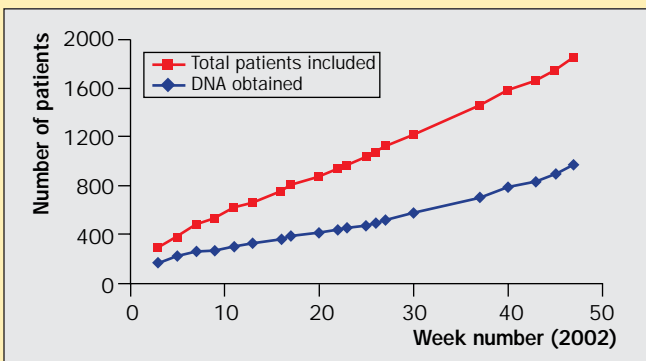


Figure 1. Progress of inclusion.

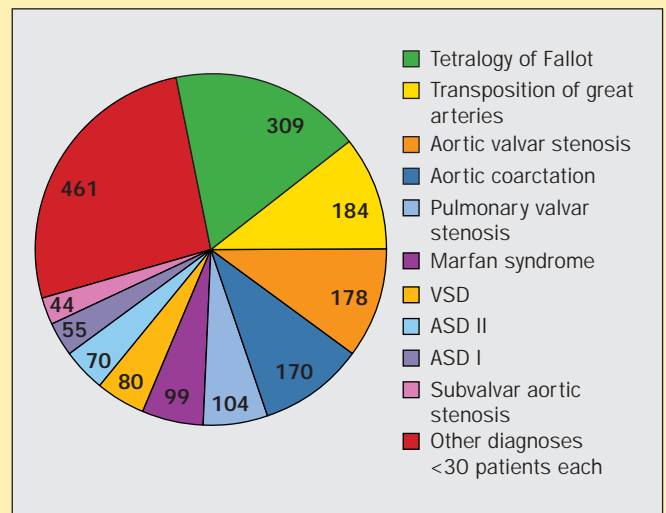


Figure 2. Most frequent main diagnoses

	N	1x(%)	2x(%)	3x(%)	>3x(%)	Total(%)
Tetralogy of Fallot	309	108(35)	84(27)	65(21)	51(17)	308(100)
Aortic valvar stenosis	178	59(19)	25(8)	20(6)	4(1)	108(61)
Transposition of great arteries	184	50(16)	58(19)	34(11)	41(13)	183(99)
Aortic coarctation	170	95(31)	35(11)	22(7)	11(4)	163(96)
Pulmonary valvar stenosis	104	54(17)	15(5)	3(1)	2(1)	74(71)

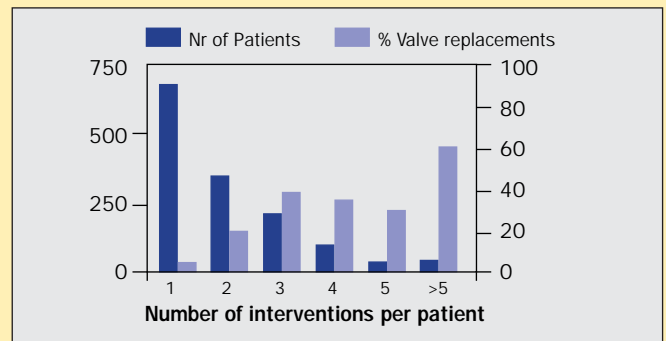


Figure 3. Interventions (1410 of 1851 patients (76%) underwent one or more interventions).